



lumini Solucoes em Iluminacao LTDA  
www.lumini.com.br  
Email: laboratorio@lumini.com.br  
Tel: +55 11 3437-5555 Fax: +55 11 3437-5555  
Address: Rua Ferreira Viana, 716 - Socorro - São Paulo/SP

---

## lumini

---

LumCAT:

Luminaire: led line perfil 24V e lp 4.5W

LampCAT: modulo led 9W/m 24Vdc 30K irc 90

Ballast type: led line driver 24V

Report No:

Voltage(V): 127.8600

Test No:

Current(A): 0.0860

Number of Lamps: 1

Power (W): 5.7370

Lamp flux(lm): 455.0

PF: 0.5240

Length(mm): 500

Width(mm): 21

Phm Type: C

Height(mm): 0

---

## Photometric Results

---

Lumens(lm): 237.65, Efficiency(%): 52.23% , Luminous Efficacy(lm/W): 41.42

Central intensity(cd): 85.853, Maximum intensity(cd): 85.853

Angle of maximum intensity:  $C=0.0$   $\gamma=0.0$

Beam angle of C0 plane : 107.76

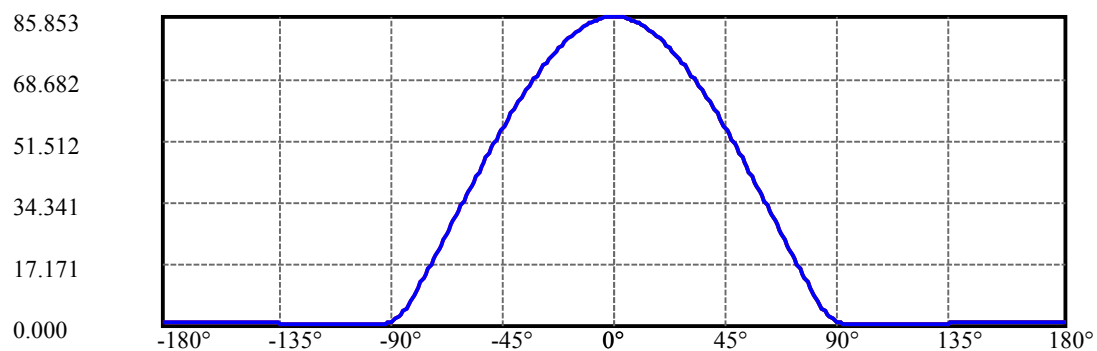
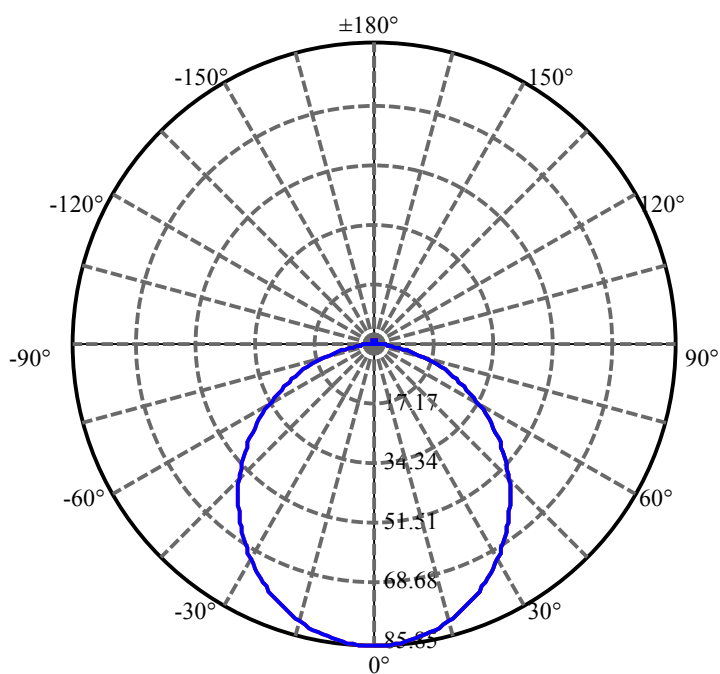
Average BeamAngle(IEC 61341): 107.76

---

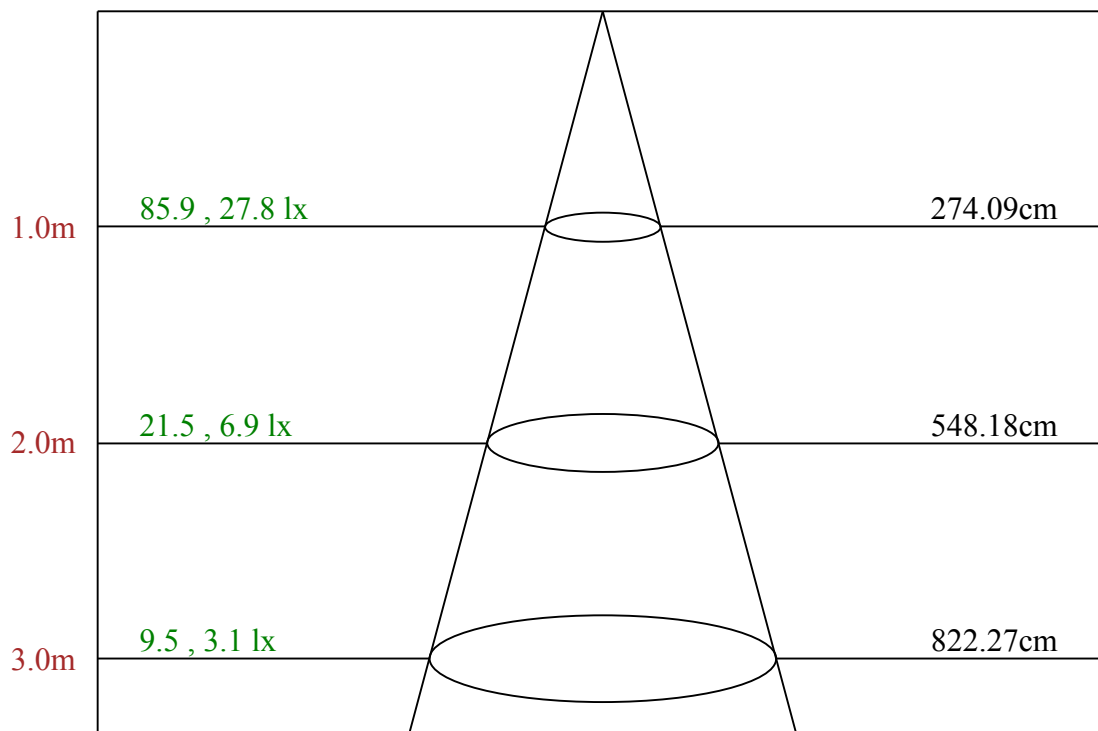
Equipment: equipamento lumini  
Temperature(°C): 25.5

Date: 30/04/2025  
Humidity(%): 64.0%

Operator: 01  
Distance(m): 6.90

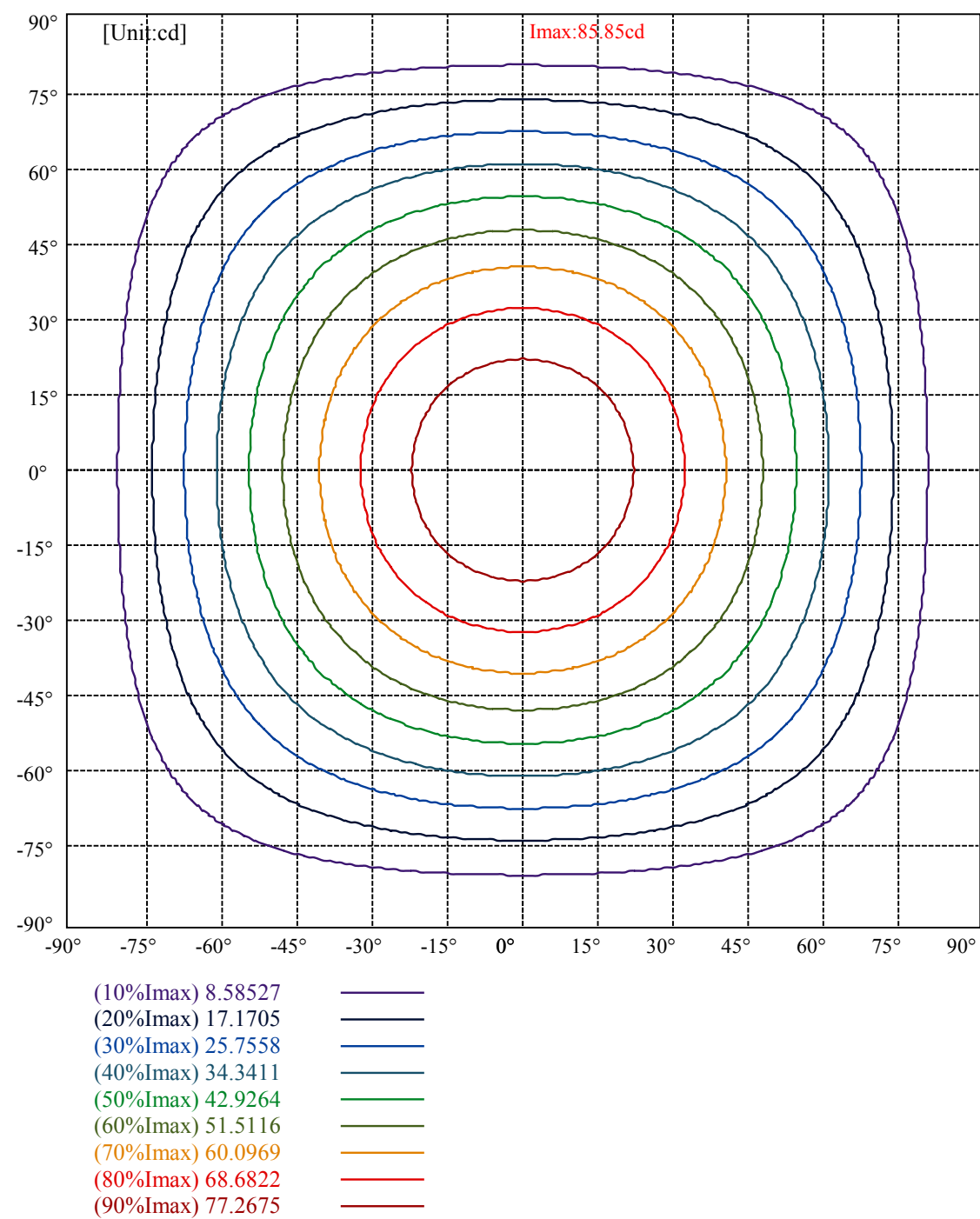


C0(Max):  
C0/C180:  
C90/C270:



Max , Ave

Beam angle of C0 plane 107.76



## lumini

### Luminance Limiting Curve(no luminous side)

Appendix Page: 5 Total:6

Luminance Table

$\gamma$	45	50	55	60	65	70	75	80	85
C0	7321	7111	6898	6634	6325	5936	5332	4583	3414
C45	7321	7111	6898	6634	6325	5936	5332	4583	3414
C90	7321	7111	6898	6634	6325	5936	5332	4583	3414

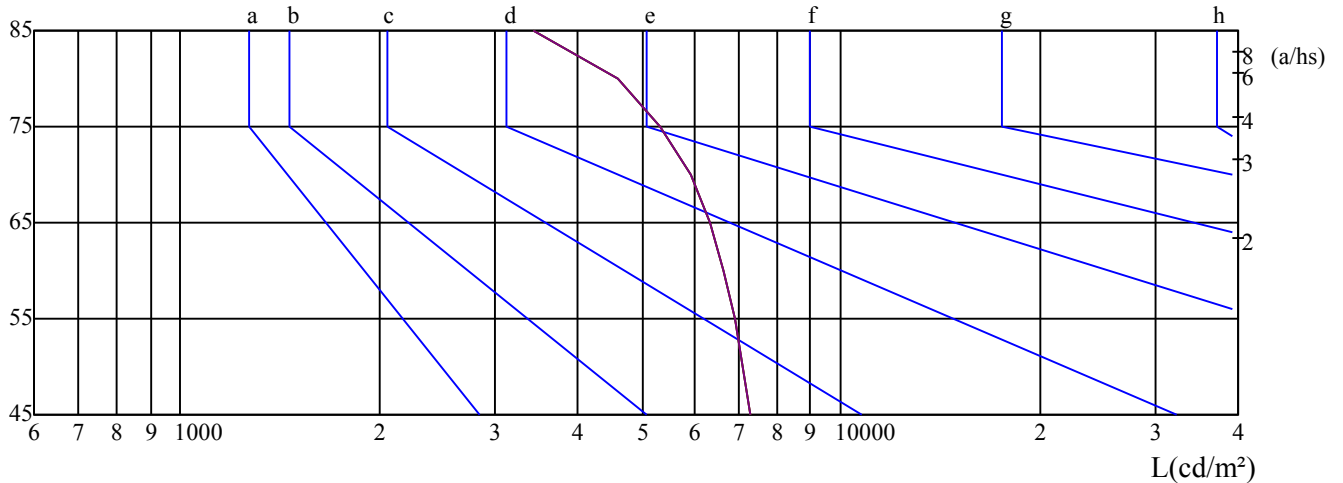
L(Hor)(65)	L(Ver)(65)	L45(65)	L(Hor)(75)	L(Ver)(75)	L45(75)	L(Hor)(85)	L(Ver)(85)	L45(85)
6325	6325	6325	5332	5332	5332	3414	3414	3414

Glare Table

Glare	Quality	Service Values Illuminance(lx)							
1.15	A	2000	1000	500	$\leq 300$				
1.5	B		2000	1000	500	$\leq 300$			
1.85	C			2000	1000	500	$\leq 300$		
2.2	D				2000	1000	500	$\leq 300$	
2.55	E					2000	1000	500	$\leq 300$
		a	b	c	d	e	f	g	h

Luminance Limiting Curve

$\gamma(^{\circ})$



C0 ———

C45 ———

C90 ———

Equipment: equipamento lumini  
Temperature( $^{\circ}$ C): 25.5

Date: 30/04/2025  
Humidity(%): 64.0%

Operator: 01  
Distance(m): 6.90

Illumination assessment according UGR											
Rf of Ceiling	70	70	50	50	30	70	70	50	50	30	
Rf of Wall	50	30	50	30	30	50	30	50	30	30	
Rf of Floor	20	20	20	20	20	20	20	20	20	20	
Room dimensions		Viewed crosswise					Viewed endwise				
X	Y										
2H	2H	19.37	20.95	19.76	21.30	21.67	19.77	21.35	20.16	21.71	22.07
	3H	21.04	22.47	21.45	22.85	23.24	21.60	23.04	22.02	23.42	23.81
	4H	21.66	23.00	22.08	23.39	23.80	22.31	23.66	22.74	24.05	24.46
	6H	22.13	23.38	22.56	23.78	24.23	22.89	24.14	23.33	24.55	24.99
	8H	22.24	23.45	22.68	23.86	24.31	23.07	24.28	23.52	24.70	25.14
	12H	22.29	23.45	22.74	23.87	24.33	23.21	24.36	23.65	24.79	25.24
4H	2H	20.17	21.52	20.60	21.91	22.32	20.48	21.83	20.91	22.22	22.63
	3H	22.00	23.15	22.45	23.57	24.03	22.47	23.62	22.92	24.04	24.50
	4H	22.80	23.82	23.26	24.27	24.75	23.36	24.37	23.82	24.82	25.31
	6H	23.34	24.25	23.84	24.73	25.21	24.02	24.92	24.51	25.40	25.89
	8H	23.53	24.37	24.03	24.86	25.36	24.28	25.13	24.79	25.61	26.12
	12H	23.64	24.43	24.15	24.90	25.45	24.49	25.28	25.00	25.75	26.30
8H	4H	23.15	24.00	23.65	24.48	24.99	23.64	24.49	24.14	24.97	25.47
	6H	23.84	24.55	24.36	25.05	25.59	24.44	25.15	24.96	25.65	26.19
	8H	24.15	24.77	24.69	25.31	25.84	24.84	25.46	25.38	26.00	26.53
	12H	24.32	24.84	24.87	25.39	25.94	25.13	25.66	25.68	26.20	26.75
12H	4H	23.20	23.98	23.70	24.46	25.00	23.67	24.45	24.17	24.93	25.48
	6H	23.97	24.59	24.51	25.13	25.67	24.55	25.17	25.10	25.72	26.25
	8H	24.28	24.81	24.83	25.35	25.90	24.95	25.47	25.50	26.02	26.57
Variation with the observer position at spacings:											
S = 1.0H		0.3/-0.6					0.3/-0.6				
S = 1.5H		0.6/-0.7					0.6/-0.7				
S = 2.0H		0.8/-0.8					0.8/-0.8				
Standard tables:		BK3					BK3				
Uncorrected UGR		4.7					4.7				

依据CIE Publ. 117 计算 UGR, S/H = 0.25